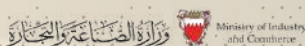

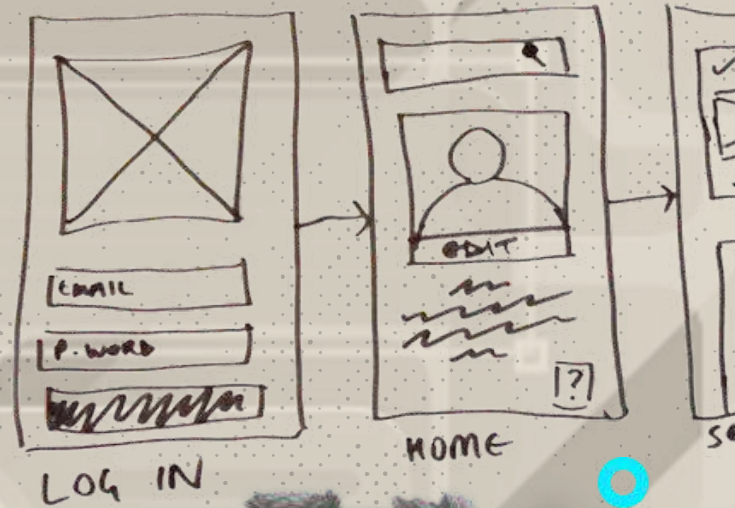


# AI-Powered UX/UI Design Course

 Leveraging  
Artificial Intelligence



# ▶ Introduction

Over the next two months, we'll guide you through practical projects and innovative techniques, equipping you with the skills to create intuitive and visually stunning digital experiences.

Led by expert instructors, this course transcends traditional design principles. You'll gain expertise in user research, prototyping, and responsive design, while mastering industry-standard software like Figma, Adobe Photoshop, and Adobe Illustrator. We'll also empower you to leverage cutting-edge AI tools to enhance your creativity and streamline your design process.

Whether you dream of designing mobile apps, websites, or launching your own design studio, this course provides the foundation and inspiration to bring your digital vision to life.



## Why UX/UI Design is a Future-Forward Skill

UX/UI design is more than just aesthetics; it's about crafting digital experiences that are user-centered, intuitive, and visually engaging. As the digital world continues to evolve, skilled UX/UI designers are in high demand across various industries.

- Master user research, wireframing, prototyping, and responsive design.
- Learn industry-standard software like Figma, Photoshop, and Illustrator.
- Use AI tools to boost creativity and optimize UI.
- Build a portfolio to showcase your skills and style.
- Prepare for success in the UX/UI design field.





# Our Values

## Learner-Centric Approach

Our **prime focus** remains steadfastly on our learners, making them the nucleus of our mission.

## Meaningful Contribution


We strive to **shape the future** significantly by nurturing the bright minds that will lead tomorrow.

## Embrace Ambition

We foster grand thinking, encouraging our students to not just dream, but **dream big**.

## AI-Driven Innovation

We empower our students to pioneer change **using AI tools**, fostering creativity and innovation across all disciplines.



## ▶ Is this program suitable for you?

- Anyone age 18 or older wanting to learn new skills.
- Professionals aiming to reskill and remain competitive.
- Students finishing school or university to excel in their field.
- Small business owners enhancing their media presence.
- Large business owners and managers training their teams.

## ▶ Some prerequisites

- Motivation and rigour.
- Basic computer skills
- Laptop
- Autonomy





# The takeaways of this program

- 01** Master the fundamentals of user research, wireframing, prototyping, and responsive design for digital products and services.
- 02** Create interactive prototypes and bring your design concepts to life with industry-standard design software.
- 03** Unlock the power of AI to enhance your creativity, streamline workflows, and explore innovative design solutions.
- 04** Build a captivating portfolio showcasing your skills, unique design aesthetic, and project experience to impress potential clients and employers.
- 05** Develop essential communication and presentation skills to effectively convey your design ideas and collaborate with stakeholders.
- 06** Launch your dream career by preparing for success in the dynamic and rewarding field of UX/UI design, equipped with future-ready skills.

**THEORY  
FOUNDATION  
ESSENTIALS**



**MODULE 1**

**AI TOOLS  
TECHNOLOGY  
AND PROMPTS**



**MODULE 2 & 3**

**INDUSTRY  
STANDARDS  
"SOFTWARE"**



**MODULE 4 - 9**

**BUILDING  
PORTFOLIO  
AND CAREER**



**MODULE 10 & 11**

## Module 1

# FOUNDATIONS OF UX/UI DESIGN - USER-CENTRIC DESIGN

This module provides a comprehensive introduction to the core principles and history of UX/UI design, highlighting the user-centric approach and the evolution of interface design.


### ▶ **PROJECT: UX/UI DESIGN HISTORY TIMELINE**

Students research and create a visual timeline showcasing the evolution of UX/UI design, highlighting key milestones, influential figures, and significant trends.

### ▶ **WHAT YOU WILL LEARN:**

- Core principles of UX and UI design.
- The history and evolution of interface design.
- Understanding the user-centric approach in design.
- Identifying different design styles and their impact.

▶ Skills: **Research and Analysis** **Visual Communication** **Design Awareness** **Historical Perspective**





## Module 2

# AI LITERACY - PROMPT POWER

This module introduces students to the fundamentals of Artificial Intelligence (AI) and its growing impact across industries, focusing on the application of AI in creative fields like UX/UI design. Students will explore prompt engineering techniques to interact with AI language models effectively.

### ▶ **PROJECT: AI-POWERED DESIGN BRAINSTORMING**

Students will use ChatGPT to brainstorm design solutions for a specific user problem, exploring the model's capabilities in generating ideas, refining concepts, and identifying potential design challenges.

### ▶ **WHAT YOU WILL LEARN:**

- Basic concepts of AI and its applications in various fields.
- Understanding the capabilities and limitations of AI language models like ChatGPT.
- Practical skills in crafting effective prompts for AI tools.
- Exploring the use of AI for brainstorming, research, and design problem-solving.

▶ Skills: AI Literacy Creative Thinking Prompt Engineering Critical Analysis



## Module 3

# AI-ENHANCED UX/UI DESIGN - SMART DESIGN

This module explores the practical application of AI tools in UX/UI design, focusing on how AI can enhance creativity, streamline workflows, and improve design outcomes. Students will experiment with various AI-powered design tools to create user interfaces and prototypes.

### ▶ **PROJECT: AI-ASSISTED LANDING PAGE DESIGN**

Students use Figma with AI plugins like FigGPT, Autoflow, and Remove BG to design a landing page for a hypothetical product. They will leverage AI for content generation, user flow creation, and image editing, experiencing the practical benefits of AI in design.

### ▶ **WHAT YOU WILL LEARN:**

- Understanding how AI tools can enhance UX/UI design processes.
- Practical experience with AI-powered design tools like Figma with AI plugins, Adobe Firefly, Uizard, and Khroma.
- Exploring different AI techniques for generating design ideas, creating layouts, prototyping, and refining visual elements.

▶ Skills: AI-Assisted Design Workflow Optimization Prototyping with AI Creative Exploration





## Module 4

# FIGMA FUNDAMENTALS - DESIGN ESSENTIALS

This module introduces students to the core features and functionalities of Figma, a leading industry-standard design tool for creating user interfaces and prototypes. Students will learn to navigate the Figma interface, create basic UI elements, and build simple prototypes.

### ► **PROJECT: MOBILE APP WIREFRAMING**

Students will design wireframes for a simple mobile application using Figma, focusing on layout, navigation, and core UI components. This project introduces the fundamental skills of creating user interfaces and understanding user flows.

### ► **WHAT YOU WILL LEARN:**

- Navigating the Figma interface and understanding its key features.
- Creating basic UI elements: buttons, text fields, icons, and images.
- Designing wireframes and understanding user flows.
- Basic prototyping techniques and interactive elements in Figma.

► Skills: **Figma Proficiency** **Wireframing** **Basic Prototyping** **UI Design Fundamentals**



## Module 5

# ADOBE PHOTOSHOP ESSENTIALS - VISUAL ENHANCEMENT

This module introduces Adobe Photoshop, a powerful image editing software commonly used in UI/UX design for creating and manipulating visual elements. Students will learn basic photo editing techniques, image optimization, and asset preparation for UI design.


### ► **PROJECT: IMAGE ENHANCEMENT FOR UI**

Students will use Adobe Photoshop to enhance and prepare images for a user interface, focusing on improving image quality, resolution, and details. They will learn techniques like color correction, cropping, resizing, and saving images in appropriate formats for web use.

### ► **WHAT YOU WILL LEARN:**

- Understanding the interface and basic tools of Adobe Photoshop.
- Applying essential image adjustments: brightness, contrast, color balance.
- Techniques for cropping, resizing, and optimizing images for web use.
- Understanding file formats and resolution for UI design.

► Skills: Photoshop Basics Image Editing Asset Preparation Visual Optimization





## Module 6

# ADOBE ILLUSTRATOR ESSENTIALS - VECTOR GRAPHICS

This module introduces Adobe Illustrator, a vector graphics editor widely used in UI/UX design for creating scalable icons, logos, and illustrations. Students will learn basic vector design techniques, shape creation, and typography principles.


### ► **PROJECT: ICON SET DESIGN**

Students will design a set of basic icons for a chosen theme or application using Adobe Illustrator, focusing on vector drawing tools, shape manipulation, and color application. This project emphasizes the importance of clear visual communication and consistency in icon design.

### ► **WHAT YOU WILL LEARN:**

- Understanding vector graphics and their advantages over raster graphics.
- Using basic vector drawing tools in Adobe Illustrator: pen tool, shape tools, and path manipulation.
- Applying colors, gradients, and patterns to vector graphics.
- Designing icons with a focus on clarity, simplicity, and scalability.

► Skills: **Illustrator Basics** **Vector Design** **Icon Design** **Typography Principles**



## Module 7

# INTERACTIVE PROTOTYPING - BRINGING DESIGNS TO LIFE

This module focuses on creating interactive prototypes in Figma, taking static designs and adding dynamic elements to simulate user interactions and flow. Students will learn to create clickable prototypes, transitions, and animations.


### ► **PROJECT: INTERACTIVE MOBILE APP PROTOTYPE**

Students will build a prototype for a mobile app, focusing on key user flows and interactions. They will use Figma's prototyping features to create clickable buttons, screen transitions, and simple animations to demonstrate the app's functionality

### ► **WHAT YOU WILL LEARN:**

- Understanding the importance of interactive prototyping in UX/UI design.
- Mastering Figma's prototyping tools: creating links, interactions, and animations.
- Designing prototypes that effectively communicate user flows and functionality.
- Testing and iterating on prototypes to improve user experience.

► Skills: Interactive Prototyping User Flow Design Animation Basics Usability Testing





## Module 8

# RESPONSIVE DESIGN - MULTI-PLATFORM MASTERY

This module explores the principles of responsive design, ensuring that user interfaces adapt seamlessly across different screen sizes and devices. Students will learn to design layouts that are optimized for desktop, mobile, and tablet viewports.

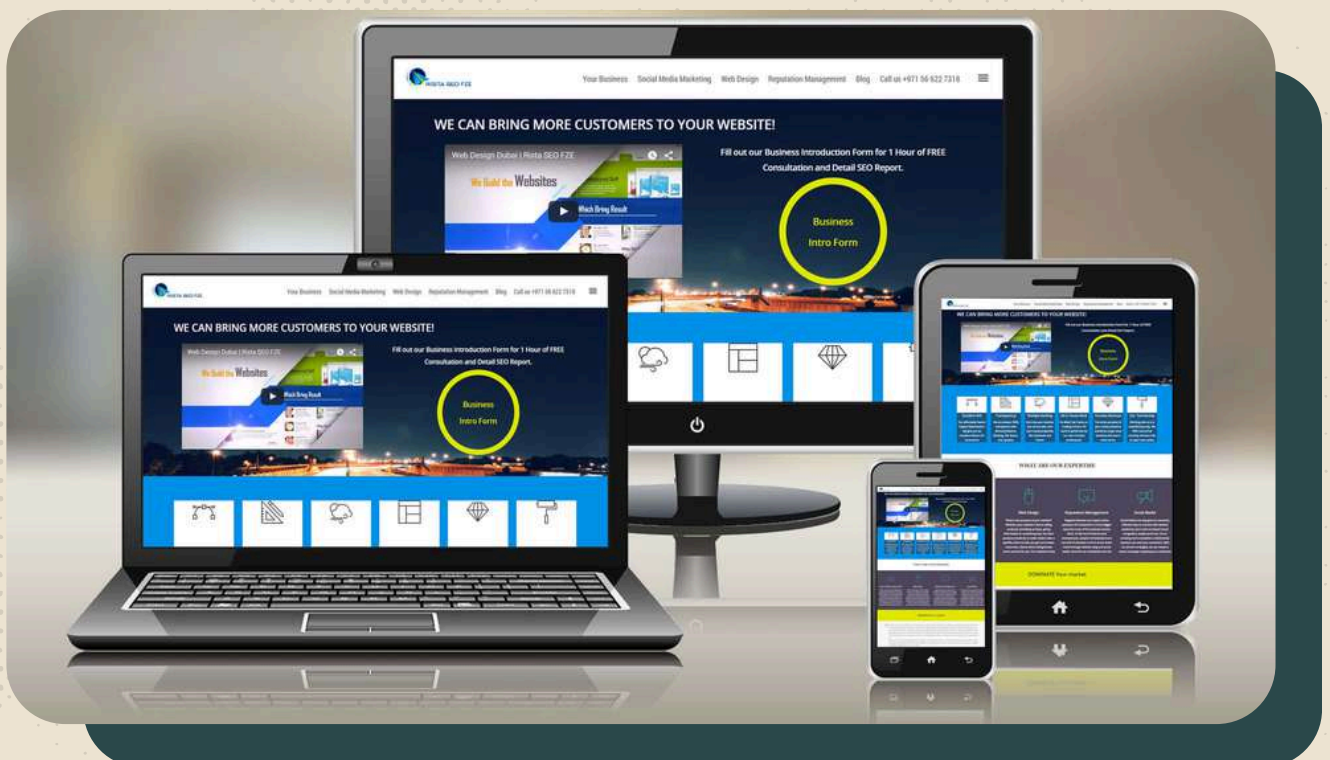
### ► PROJECT: RESPONSIVE WEBSITE DESIGN

Students will design a website layout that is responsive across different screen sizes, using Figma's responsive design features. They will learn to create breakpoints, adjust layouts, and optimize images and typography for various devices

### ► WHAT YOU WILL LEARN:

- Understanding the principles of responsive design and its importance in UX/UI.
- Using Figma's responsive design tools: creating breakpoints, adjusting layouts, and defining media queries.
- Optimizing typography, images, and content for different screen sizes.

► Skills: Responsive Design Multi-Platform Design Layout Optimization User Experience Across Devices



## Module 9

# USABILITY TESTING AND ITERATION - CENTRIC REFINEMENT

This module emphasizes the importance of usability testing in UX/UI design. Students will learn to conduct user tests, gather feedback, and iterate on designs based on user insights.

### ► **PROJECT: USABILITY TESTING WITH VISUALEYES**

Students will use VisualEyes to conduct usability tests on a chosen design project. They will analyze heatmaps and user feedback to identify areas for improvement and refine their designs based on the findings.

### ► **WHAT YOU WILL LEARN:**

- Understanding the principles of usability testing and its role in UX/UI design.
- Planning and conducting user tests to gather meaningful feedback.
- Analyzing user feedback, identifying usability issues, and prioritizing improvements.
- Iterating on designs based on user insights to enhance user experience.

► Skills: Data Analysis Usability Testing User Research Data Analysis Design Iteration





## Module 10

# PORTFOLIO BUILDING - SHOW YOUR WORK

This module guides students in compiling and presenting their best work in a professional portfolio that showcases their UX/UI design skills, projects, and creative process.

### ▶ **PROJECT: UX/UI DESIGN PORTFOLIO DEVELOPMENT**

Students will curate their best project work, create case studies, and design a portfolio website using platforms like Behance or Dribbble. This project emphasizes the importance of presentation, storytelling, and showcasing skills to potential clients or employers.

### ▶ **WHAT YOU WILL LEARN:**

- Principles of effective portfolio design and presentation.
- Selecting projects, creating case studies, and highlighting key skills.
- Building a portfolio website using online platforms.
- Presenting a portfolio effectively to potential clients or employers.

▶ Skills: Portfolio Curation Presentation Skills Online Presence Self-Promotion



## Module 11

# CAREER PATH & DEVELOPMENT - CREATIVE JOURNEY

This module provides guidance on career pathways in UX/UI design, job search strategies, networking, and professional development opportunities.

### ▶ **PROJECT: CAREER PLAN DEVELOPMENT**

Students will research different UX/UI design roles, identify companies and industries of interest, and develop a career plan. They will create a tailored resume and cover letter, practice interview techniques, and explore networking opportunities.

### ▶ **WHAT YOU WILL LEARN:**

- Understanding different career paths in UX/UI design.
- Effective job search strategies, networking tips, and personal branding.
- Crafting compelling resumes and cover letters.
- Developing interview skills and confidence.
- Building a professional online presence and network.

▶ Skills: Career Planning Networking Self-Promotion Personal Branding







GRAPHIC DESIGN

# CREATE BAHRAIN

TEACH BAHRAIN

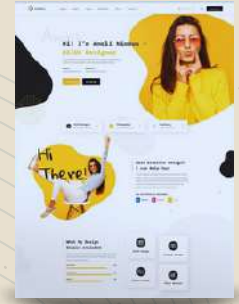


CR. 126965  
2024 © First Teach Bahrain WLL



# Your Portfolio Journey

Remember, your portfolio symbolizes your dedication, resilience, and creativity. We at Create Bahrain eagerly await the extraordinary story you'll weave. Your portfolio is more than a collection—it's your launchpad for global influence. Join us in this memorable journey!



Webpage with  
[www.createbahrain.com](http://www.createbahrain.com)



## Local Certificate Recognition

This certificate, while validating your skills and efforts, also amplifies your career prospects, giving you a competitive edge in the local job market. Let's reach for excellence together with Create Bahrain.





How can you attend the courses?



# DELIVERY METHODS



## ONE-ON-ONE PRIVATE CLASSES

Tailored instruction that meets your unique learning curve.



## GROUP CLASSES

Collaborative and interactive, harnessing the power of collective intelligence.



## WORKSHOPS & SEMINARS

Intensive sessions focusing on specific skills or projects.




## FAST CRASH COURSES

Condensed learning for professionals on the move, delivering essential skills swiftly and effectively.



## OUR CREDENTIALS



Ministry of Industry  
and Commerce

## OUR CLIENTS



ARCAPITA

'TORAY'



carbon  
COMMUNICATIONS

DD  
DANIELE DECOR

MyCafé

ATELIER  
CL

Mesk  
Holdings



مدرسة ابن خلدون الوطنية  
Ibn Khuldoon National School



وزارة شؤون البلديات والزراعة  
Ministry of Municipalities Affairs  
and Agriculture





**Marilia L M**

3 reviews



★★★★★ 2 months ago

Amazing experience at Create Bahrain. Attended a private course to learn Sketchup and it was the best investment I've done on myself. Definitely recommended



**Pauline Marcombe**

2 reviews



★★★★★ a month ago

Highly recommend!



**Jasmine McDuffe**

2 reviews



★★★★★ 3 months ago

I am thankful for Mr.Stoyan. He took the time to assist me with my music videos, which goes towards what we are building in my music career. He even taught my videographer a lot of industry standard practices so our videos can be professional. He avails himself when needed and I recommend any videographer or photographer in Bahrain to take his class. He is a patient teacher and he will get you to your desires goals.



**Jumana Alderazi**

9 reviews



★★★★★ 3 months ago

I attended the Revit rendering workshop and was able to learn new techniques.



**Kenneth Cosare**

2 reviews



★★★★★ 3 months ago

It's been wonderful in these past few months of being in photography class of our instructor, Mr. Stoyan. I was able to learn a lot of things that helped me grow in being a good photographer. Create Bahrain is a recommended one 🙌🔥



**Mohamed Al Khaja**

2 reviews · 1 photo



★★★★★ 3 months ago

As part of the Revit Workshop, it helped me learn so much about how to create visualization in Enscape and other plug-ins, our instructor Fatima was so helpful in allowing us to explore our projects



**Fahad Al Mannaei**

1 review



★★★★★ 3 months ago

I have approached Create Bahrain for a Web Development Course so i can improve my skills in that field.

I can pretty much say that their courses are very comprehensive, professional and very flexible as you have the ability to focus on more important topics to make sure you have the best understanding of the desired subjects.

Highly recommended for anyone who is looking for professional staff to help you improve your skills in what interests you.



**Waleed Saeed**

2 reviews



★★★★★ 3 months ago

I enjoyed my time with createbahrain the instructors are active and fun to be around



**Laura P**

4 reviews



★★★★★ 3 months ago

Very informative classes. The instructors are very knowledgeable and helpful. I have learnt so many mind blowing things about photography. The staff is always quick to response to questions. If you want to learn about photography, this is the place to go. Thank you Create Bahrain for making this a fun experience.



**Shawn Valentino**

6 reviews · 2 photos



★★★★★ 8 months ago

Amazing institute proper setting for learning with the best instructors you can find in Bahrain. Instructor Stoyan is the best instructor u can find for graphic design, videography and even photography. I have been to other academys and they were trash but nobody teaches like they do in CreateBahrain.



**Younis Shehab**

1 review



★★★★★ 3 months ago

10/10 experience really enjoying the course and the atmosphere there would recommend

**MORE ON OUR SOCIAL**





Do you have questions about our packages?

**Don't worry, we're here to help!**

Call us to discuss these packages!  
Chat with us on [WhatsApp](#).

 **3349 3981**

**CREATE  
BAHRAIN**  
Operated by First Teach Bahrain WLL  
[createbahrain.com](http://createbahrain.com)



CR: 126965-1

© 2024 © First Teach Bahrain WLL